









	Description	Swab Name	Shaft	Transport Medium	Comments	TEST				SITES									
						Bacterial	Virus NAAT	Pertussis NAAT	Chlamydia / Gono.	Sterile sites	Wounds , Skin	Low nose	Naso-pharynx	Throat	Skin for Herpes	Conjunctival	Ear	Vaginal	Urethral
Blue		General purpose bacterial swab	Copan 108C	Rigid clear	Gel Amies Medium	* Use black BD tube for cervix (gonorrhoea NAAT), etc.	Y					Y	Y		Y	Y	Y		Y*
Orange		Small swab for ears, eyes, and urethral swabs for gonorrhoea	Copan 110C	Single, rigid wire-orange top	Amies	* Use black BD tube for gonorrhoea NAAT	Y								Y	Y		Y*	
Green Screw top Tube		General viral testing (specify virus to test for)	Medical wire Virocult tube	Soft, white, snap-able	Liquid medium, screw top tube	Community Viral testing performed at Waikato hospital		Y				Y		Y	Y	Y			
Orange Flocked or Blue wire Swab into Green tube	 OR  plus 	Respiratory virus testing (including Influenza), And Pertussis testing	Copan flocked (orange) OR MWE wire (blue) swab; cut/break into Virocult tube	Fine plastic with flocked tip OR fine flexible wire	Liquid medium, screw top tube	Influenza/RSV: Must be a nasopharyngeal swab, (nose &/or throat swab NOT suitable). Pertussis NAAT only, culture is NOT available.		Y	Y		Y								
Black Screw Top Tube		Chlamydia, Gonorrhoea Molecular testing	BD swab	Pink snap-able swab (NOT white swab)	Buffer	Recommended specimen: Female – vaginal or cervical swab; Male – first catch urine				Y				Y	Y		Y	Y	Y
		(Trichomonas on specific request)	BD urine preservative transport (UPT)	Transfer pipette	Urine preservative						Y								Y

ASPIRATES OR TISSUE SAMPLES PREFERABLE

NAAT = Nucleic acid amplification test